





FACILITY CONDITION ASSESS

Blazier ES 4-6 | February 2022





Facility Condition Assessment

Austin ISD - Blazier ES

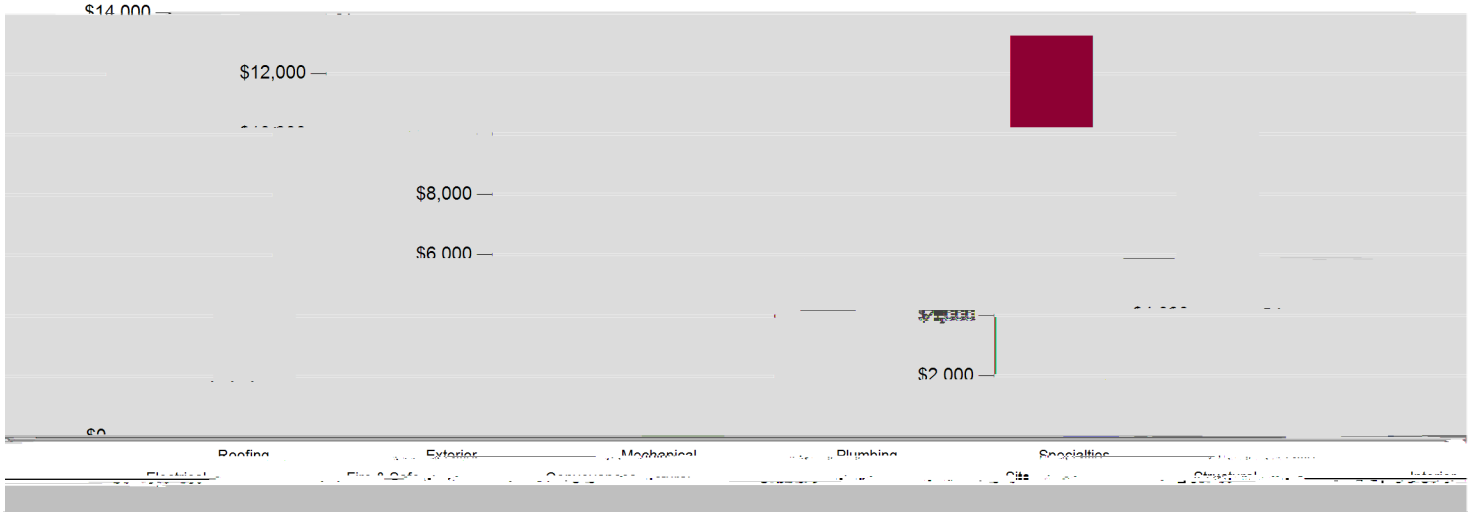



The following table summarizes this site's current deficiencies by building system and priority.

Table 2: System by Priority (Site & Permanent Buildings)

System	Priority					Total	% of Total
	1	2	3	4	5		
Site	\$0	\$0	\$0	\$0	\$0	\$0	0.00 %
Roofing	\$0	\$0	\$0	\$0	\$0	\$0	0.00 %
Structural	\$0	\$0	\$0	\$0	\$0	\$0	0.00 %
Exterior	\$0	\$0	\$0	\$0	\$0	\$0	0.00 %
Interior	\$0	\$0	\$0	\$0	\$0	\$0	0.00 %
Mechanical	\$0	\$0	\$0	\$0	\$0	\$0	0.00 %







Life Cycle Capital Renewal Forecast

For immediate replacement, a deficiency was created with the item's repair costs. The identified deficiency contributes to the facility's total current repair costs.

However, capital planning scenarios span multiple years, as opposed to being constrained to immediate repairs. Construction projects may begin several years after the initial facility condition assessment. Therefore, in addition to the current year repair costs, it is necessary to forecast the facility's future costs using a ten-year life cycle renewal forecast.


Life cycle renewal is the projection of future building system costs based upon each individual system's expected serviceable life. Building systems and components age over time, eventually break down, reach the end of their useful lives, and may require replacement. While an item may be in good condition now, it might reach the end of its life before a planned construction project occurs.


The following tables show current deficiencies and the subsequent ten-year life cycle capital renewal projections. The projections outline costs for major building systems in which a component is expected to reach the end of its useful life and require capital funding for replacement.

Table 3a: Capital Renewal Forecast (Yrs 1-5)

System	Life Cycle Capital Renewal Projections					Total 1-5
	Year 1 2023	Year 2 2024	Year 3 2025	Year 4 2026	Year 5 2027	
Site	\$0	\$0	\$0	\$0	\$0	\$0
Roofing	\$0	\$0	\$0	\$0	\$0	\$0
Exterior	\$0	\$0	\$0	\$0	\$0	\$0
Interior	\$0	\$0	\$0	\$0	\$0	\$0
Mechanical	\$0	\$0	\$0	\$0	\$0	\$0
Electrical	\$0	\$0	\$0	\$0	\$0	\$0
Plumbing	\$0	\$0	\$0	\$0	\$0	\$0
Fire and Life Safety	\$0	\$0	\$0	\$0	\$0	\$0
Conveyances	\$0	\$0	\$0	\$0	\$0	\$0
Specialties	\$0	\$0	\$0	\$0	\$0	\$0
Crawlspace	\$0	\$0	\$0	\$0	\$0	\$0
Total	\$0	\$0	\$0	\$0	\$0	\$0

Life Cycle Capital Budget Forecast





Blazier ES 4-6 - Life Cycle Summary Yrs 1-10

Building: 196A - Main Building

Interior

Uniformat Description	LC Type Description	Qty	UoM	Repair Cost	Remaining Life
Wall Painting and Coating	Painting/Staining (Bldg SF)	126,142	SF	\$565,233	7
Carpeting	Carpet	6,639	SF	\$84,051	8
Acoustical Suspended Ceilings	Ceilings - Acoustical Tiles	99,586			

Supporting Photos

General Site Photos



North Elevation, Main Entrance