


Educational Suitability and Facility Condition Assessment



Building Address:
1406 Dale St
Austin, TX 78757

Building Square Footage: 53,700 SF
Site Acreage: 6 Acres
Date of First Construction: 1955

Student Demographics:

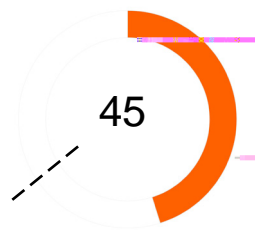
Demographic	Percentage
African American	4.2%
Hispanic	88.8%
White	5.2%
American Indian	0.0%
Asian	0.8%
Pacific Islander	0.3%
Two or More Races	0.8%
Economically Disadvantaged	92.2%
English Language Learners	74.2%
Special Education	19.8%
Enrollment	384

Facility Summary

Wooten Elementary School serves an enrollment of approximately 380 students in north Austin and is adjacent to Wooten Park, a public park. The building was built in 1955 and additions were constructed in 1960 and 1966. The school provides multiple programs, including dual-language and pre-K, and has an animal husbandry area to raise goats. The current configuration of the three main studio wings with narrow outdoor space in between has remained since it was originally built.

Educational Suitability Assessment Score:

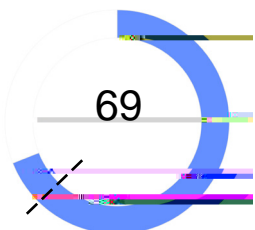
--- District Elementary School's ESA Average: 64



- Very Unsatisfactory 0-35
- Unsatisfactory 36-50
- Average 51-65
- Satisfactory 66-80
- Very Satisfactory 81-100

Facility Condition Assessment Score:






--- District Elementary School's FCA Average: 62



Questions/Comments?
Email: Assessments@perkinswill.com

8 - Crawlspace

100

-
-  Very Unsatisfactory 0-35
 -  Unsatisfactory 36-50
 -  Average 51-65
 -  Satisfactory 66-80
 -  Very Satisfactory 81-100