


Educational Suitability and Facility Condition Assessments - 2021



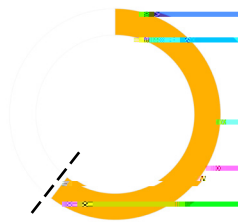
Building Address:
1211 E. Oltorf St
Austin, TX 78704

Facility Summary

Demographic	Percentage
African American	8.6%
Hispanic	83.4%
White	5.2%
American Indian	0.2%
Asian	1.7%
Pacific Islander	0.0%
Two or More Races	0.8%
Economically Disadvantaged	81.5%
English Language Learners	40.6%
Special Education	17.4%
Enrollment	1240

Educational Suitability Assessment Score:

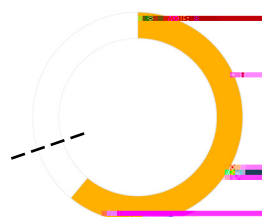
--- District High
School's ESA Average: 61



- Very Unsatisfactory 0-35
- Unsatisfactory 36-50
- Average 51-65
- Satisfactory 66-80
- Very Satisfactory 81-100

Facility Condition Assessment Score:

--- District High
School's FCA Average: 69



Questions/Comments?
Email: Assessments@perkinswill.com



-
- Very Unsatisfactory 0-35
 - Unsatisfactory 36-50
 - Average 51-65
 - Satisfactory 66-80
 - Very Satisfactory 81-100