


Educational Suitability and Facility Condition Assessments - 2021

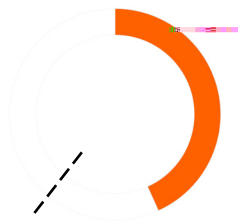


Facility Summary

African American	7.0%
Hispanic	44.8%
White	40.1%
American Indian	0.0%
Asian	1.2%
Pacific Islander	0.0%
Two or More Races	7.0%
Economically Disadvantaged	41.9%
English Language Learners	5.8%

Educational Suitability Assessment Score:

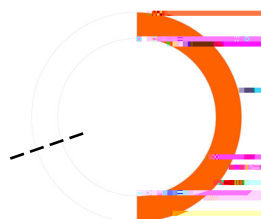
--- District High
School's ESA Average: 61



- Very Unsatisfactory 0-35
- Unsatisfactory 36-50
- Average 51-65
- Satisfactory 66-80
- Very Satisfactory 81-100

Facility Condition Assessment Score:

--- District High
School's FCA Average: 69



Questions/Comments?
Email: Assessments@perkinswill.com



-
- Very Unsatisfactory 0-35
 - Unsatisfactory 36-50
 - Average 51-65
 - Satisfactory 66-80
 - Very Satisfactory 81-100