

2022-23 Texas Academic Performance Report (TAPR)

District Name: AUSTIN ISD

Campus Name: HILL EL

Campus Number: 227901155


This page is intentionally blank.

Texas Education Agency
 2022-23 STAAR Performance (TAPR)
 HILL EL (227901155) - AUSTIN ISD - TRAVIS COUNTY

	School Year	State	District	Campus	African American	Hispanic	White	American Indian	Asian	Pacific Islander	Two or More Races	Special Ed (Current)	Special Ed (Former)	Continuously Enrolled	Non-Continuously Enrolled	Econ Disadv	EB & EL (Current & Monitored)
At Approaches Grade Level or Above	2023	81%	81%	95%	*	86%	96%	-	100%	-	100%	67%	*	98%	83%	79%	100%
	2022	81%	84%	94%	*	93%	95%	-	100%	-	100%	62%	*	95%	92%	79%	94%
At Meets Grade Level or Above	2023	57%	62%	85%	*	68%	88%	-	100%	-	100%	42%	*	91%	63%	64%	88%
	2022	58%	64%	83%	*	82%	86%	-	90%	-	78%	54%	*	85%	72%	47%	75%
At Masters Grade Level	2023	28%	36%	62%	*	45%	66%	-	67%	-	67%	17%					



Texas Education Agency
2022-23 Progress (TAPR)
HILL EL (227901155) - AUSTIN ISD - TRAVIS COUNTY







Agency
 on (TAPR)
 HILL EL (227901155) - AUSTIN ISD - TRAVIS COUNTY

	State	District	Campus	African American	Hispanic	White	American Indian	Asian	Pacific Islander	Two or More Races	Special Ed (Current)	Special Ed (Former)	Continuously Enrolled	Non-Continuously Enrolled	Econ Disadv	EB & EL (Current & Monitored)
Accountability: Other	1%	1%	1%	*	0%	0%	-	9%	-	0%	0%	*	0%	3%	0%	6%
	2%	4%	1%	*	0%	1%	-	0%	-	0%	0%	*	1%	0%	0%	0%
	1%	4%	1%	*	0%	1%	-	0%	-	0%	0%					


Texas Education Agency
 2022-23 Attendance, Graduation, and Dropout Rates (TAPR)
 HILL EL (227901155) - AUSTIN ISD - TRAVIS COUNTY

	State	District	Campus	African American	Hispanic	White	American Indian	Asian	Pacific Islander	Two or More Races	Special Ed	Econ Disadv	EB/EL
Graduates, TxCHSE, and Continuers	93.7%	97.6%	-	-	-	-	-	-	-	-	-	-	-
Class of 2020													
Graduated	92.2%	96.7%	-	-	-	-	-	-	-	-	-	-	-
Received TxCHSE	0.5%	0.3%	-	-	-	-	-	-	-	-	-	-	-
Continued HS	1.1%	0.4%	-	-	-	-	-	-	-	-	-	-	-
Dropped Out	6.2%	2.7%	-	-	-	-	-	-	-	-	-	-	-
Graduates and TxCHSE	92.7%	96.9%	-	-	-	-	-	-	-	-	-	-	-
Graduates, TxCHSE, and Continuers	93.8%	97.3%	-	-	-	-	-	-	-	-	-	-	-
6-Year Extended Longitudinal Rate (Gr 9-12)													
Class of 2020													
Graduated	92.7%	96.8%	-	-	-	-	-	-	-	-	-	-	-
Received TxCHSE													



Texas Education Agency
 2022-23 Graduation Profile (TAPR)
 HILL EL (227901155) - AUSTIN ISD - TRAVIS COUNTY

	Campus Count	Campus Percent	District Count	State Count
Graduatesf(2021-22 Annual Graduates)				
Total Graduates	-	-	4,605	368,686
By Ethnicity:				
African American	-	-	306	45,227
Hispanic	-	-	2,336	191,125
White	-	-	1,567	103,171
American Indian	-	-	7	1,159
Asian	-	-	228	18,794
Pacific Islander	-	-	5	569
Two or More Races	-	-	156	8,641
By Graduation Type:				
Minimum H.S. Program	-	-	1	433
Recommended H.S. Program/Distinguished Achievement Program	-	-		



There is no data for this campus.

Texas Education Agency
2022-23 CCMR-Related Indicators (TAPR)
HILL EL (227901155) - AUSTIN ISD - TRAVIS COUNTY

There is no data for this campus.



Texas Education Agency
2022-23 Other Postsecondary Indicators (TAPR)
HILL EL (227901155) - AUSTIN ISD - TRAVIS COUNTY

There is no data for this campus.

Texas Education Agency
 2022-23 Student Information (TAPR)
 HILL EL (227901155) - AUSTIN ISD - TRAVIS COUNTY

Student Information	Membership				Enrollment			
	Campus		District		Campus		District	
	Count	Percent	Count	Percent	Count	Percent	Count	Percent
Students w/ Dyslexia	38	4.5%	6.9%	5.5%	38	4.5%	6.9%	5.5%
Foster Care	1	0.1%	0.1%	0.2%	1	0.1%	0.1%	0.2%
Homeless	5	0.6%	0.9%	1.3%	5	0.6%	0.9%	1.3%
Immigrant	22	2.6%	6.1%	2.2%	22	2.6%	6.1%	2.2%
Migrant	0	0.0%	0.0%	0.3%	0	0.0%	0.0%	0.3%
Title I	5	0.6%	48.5%	64.6%	5	0.6%	48.4%	64.6%
Military Connected	4	0.5%	0.2%	3.6%	4	0.5%	0.2%	3.6%
At-Risk	123	14.7%	46.9%	53.3%	123	14.6%	46.8%	53.3%
Students by Instructional Program:								
Bilingual/ESL Education	67	8.0%	34.2%	8.0%	67	8.0%	34.2%	8.0%

34.2%



Texas Education Agency
2022-23 Staff Information (TAPR)
HILL EL (227901155) - AUSTIN ISD - TRAVIS COUNTY

				----- Campus -----			

Texas Education Agency
2022-23 Staff Information (TAPR)
HILL EL (227901155) - AUSTIN ISD - TRAVIS COUNTY

	----- Campus -----	
Staff Information	Count/Average	Percent District

Texas Education Agency
2022-23 Staff Information (TAPR)
HILL EL (227901155) - AUSTIN ISD - TRAVIS COUNTY

- Indicates there is no data for the item.
- * Indicates results are masked due to small numbers.
- ** When only one student disability or assessment group is masked, then the second smallest student disability or assessment group is masked regardless of size.
- n/a Indicates data reporting is not applicable for this group.
- ? Indicates that the data for this item were statistically improbable or were reported outside a reasonable range.

Link to: [PEIMS Financial Standard Reports 2021-22 Financial Actual Report](#)

(To open link in a new window, press the "Ctrl" key and click on the link.)