

2021-22 Texas Academic Performance Report (TAPR)

District Name: AUSTIN ISD

Campus Name: ZILKER EL

Campus Number: 227901146

2022 Accountability Rating: A


Distinction Designations:

Academic Achievement in ELA/Reading

Academic Achievement in Science

Top 25 Percent: Comparative Academic Growth

This page is intentionally blank.



Texas Education Agency
2021-22 STAAR Performance (TAPR)
ZILKER EL (227901146) - AUSTIN ISD - TRAVIS COUNTY



School Year	State	District	Campus	African American	Hispanic	White	American Indian	Asian										
-------------	-------	----------	--------	------------------	----------	-------	-----------------	-------	--	--	--	--	--	--	--	--	--	--


Texas Education Agency
2021-22 Progress (TAPR)
ZILKER EL (227901146) - AUSTIN ISD - TRAVIS COUNTY

Due to the cancellation of spring 2020 STAAR, 2022 and 2019 progress data are shown.

	School Year	State	District	Campus	African American												

Texas Education Agency
2021-22 Bilingual Education/English as a Second Language (Current EB Students/EL) (TAPR)
ZILKER EL (227901146) - AUSTIN ISD - TRAVIS COUNTY





Texas Education Agency
 2021-22 STAAR Participation (TAPR)
 ZILKER EL (227901146) - AUSTIN ISD - TRAVIS COUNTY

	State	District	Campus	African American	Hispanic	White	American Indian	Asian	Pacific Islander	Two or More Races	Special Ed (Current)	Special Ed (Former)	Continuously Enrolled	Non-Continuously Enrolled	Econ Disadv	EB & EL (Current & Monitored)
Not Included in Accountability: Other Exclusions	0%	0%	0%	*	0%	0%	*	*	-	*	0%	*	0%	0%	0%	*
Not Tested	13%	42%	17%	*	17%	14%	*	*	-	*	33%	*	16%	29%	57%	*
Absent	2%	3%	9%	*	9%	10%	*	*	-	*	8%	*	8%	14%		

Texas Education Agency
 2021-22 Attendance, Graduation, and Dropout Rates (TAPR)
 ZILKER EL (227901146) - AUSTIN ISD - TRAVIS COUNTY

	State	District	Campus	African American	Hispanic	White	American Indian	Asian	Pacific Islander	Two or More Races	Special Ed	Econ Disadv	EB/EL
Attendance Rate													
2020-21	95.0%	95.2%	98.4%	*	97.7%	98.6%	*	99.2%	-	99.6%	96.8%	95.0%	

97.98%

96.8%

Education Agency
 Retention, and Dropout Rates (TAPR)
 AUSTIN ISD - TRAVIS COUNTY

Hispanic	White	American Indian	Asian	Pacific Islander	Two or More Races	Special Ed	Econ Disadv	EB/EL
-	-	-	-	-	-	-	-	-
-	-	-	-	-	-	-	-	-
-	-	-	-	-	-	-	-	-
-	-	-	-	-	-	-	-	-
-	-	-	-	-	-	-	-	-
-	-	-	-	-	-	-	-	-
-	-	-	-	-	-	-	-	-

Texas Education Agency
2021-22 Attendance, Graduation, and Dropout Rates (TAPR)
ZILKER EL (227901146) - AUSTIN ISD - TRAVIS COUNTY

	State	District	Campus	African American										



Texas Education Agency
2021-22 College, Career, and Military Readiness (CCMR) (TAPR)
ZILKER EL (227901146) - AUSTIN ISD - TRAVIS COUNTY

There is no data for this campus.

Texas Education Agency
2021-22 CCMR-Related Indicators (TAPR)
ZILKER EL (227901146) - AUSTIN ISD - TRAVIS COUNTY

There is no data for this campus.

Texas Education Agency
2021-22 Other Postsecondary Indicators (TAPR)
ZILKER EL (227901146) - AUSTIN ISD - TRAVIS COUNTY

There is no data for this campus.

Texas Education Agency
 2021-22 Staff Information (TAPR)
 ZILKER EL (227901146) - AUSTIN ISD - TRAVIS COUNTY

Program Information	----- Campus -----		District	State
	Count	Percent		
Special Education	5.0	14.7%	16.6%	9.6%
Other	0.0	0.0%	8.5%	3.5%

- Indicates there are no students in the group.
- * Indicates results are masked due to small numbers to protect student confidentiality.
- ** When only one student disability or assessment group is masked, then the second smallest student disability or assessment group is masked regardless of size.
- n/a Indicates data reporting is not applicable for this group.
- ? Indicates that the data for this item were statistically improbable or were reported outside a reasonable range.

Link to: [PEIMS Financial Standard Reports 2020-21 Financial Actual Report](#)
 (To open link in a new window, press the "Ctrl" key and click on the link.)