

# 2021-22 Texas Academic Performance Report (TAPR)

District Name: AUSTIN ISD

Campus Name: WALNUT CREEK EL

Campus Number: 227901141

2022 Accountability Rating: B

This page is intentionally blank.










Texas Education Agency  
2021-22 Progress (TAPR)  
WALNUT CREEK EL (227901141) - AUSTIN ISD - TRAVIS COUNTY

Due to the cancellation of spring 2020 STAAR, 2022 and 2019 progress data are shown.



Texas Education Agency  
 2021-22 Bilingual Education/English as a Second Language (Current EB Students/EL) (TAPR)  
 WALNUT CREEK EL (227901141) - AUSTIN ISD - TRAVIS COUNTY



Due to the cancellation of spring 2020 STAAR, 2022 and 2019 School progress and STAAR progress measure data are shown 70%

	School Year	State	District	Campus	Total Bilingual Education	BE-Trans Early Exit	BE-Trans Late Exit	BE-Dual Two-Way	BE-Dual One-Way	ALP Bilingual (Exception)	Total ESL	ESL Content-Based	ESL Pull-Out	ALP ESL (Waiver)	EB/EL with Parental Denial	Never EB/EL	Total EB/EL (Current)	Monitored & Former EB/EL
<b>STAAR Performance Rate by Subject and Performance Level</b>																		
<b>All Grades All Subjects</b>																		
At Approaches Grade Level or Above	2022	74%	73%	54%	56%	-	58%	*	54%	-	59%	59%	-	-	-	44%	56%	-
	2021	67%	63%	33%	38%	-	38%	-	-	64%	21%	21%	-	*	-	22%	35%	-
At Meets Grade Level or Above	2022	48%	50%	24%	26%	-	22%	*	30%	-	25%	25%	-	-	-	17%	26%	-
	2021	41%	42%	12%	14%	-	14%	-	-	64%	10%	10%	-	*	-	7%	13%	-
At Masters Grade Level	2022	23%	27%	8%	9%	-	6%	*	10%	-	7%	7%	-	-	-	5%	8%	-
	2021	18%	20%	5%	5%	-	5%	-	-	9%	4%	4%	-	*	-	1%	5%	-
<b>All Grades ELA/Reading</b>																		
At Approaches Grade Level or Above	2022	75%	75%	62%	63%	-	71%	*	58%	-	69%	69%	-	-	-	56%	64%	-
	2021	68%	66%	37%	41%	-	42%	-	-	*	23%	23%	-	*	-	32%	38%	-
At Meets Grade Level or Above	2022	53%	57%	30%	32%	-	31%	*	33%	-	24%	24%	-	-	-	29%	31%	-
	2021	45%	47%	12%	14%	-	14%	-	-	*	7%	7%	-	*	-	10%	13%	-
At Masters Grade Level	2022	25%	31%	10%	10%	-	10%	*	11%	-	7%	7%	-	-	-	9%	10%	-
	2021	18%	22%	4%	6%	-	6%	-	-	*	3%	3%	-	*	-	0%	5%	-
<b>All Grades Mathematics</b>																		
At Approaches Grade Level or Above	2022	72%	70%															









Texas Education Agency  
 2021-22 STAAR Participation (TAPR)  
 WALNUT CREEK EL (227901141) - AUSTIN ISD - TRAVIS COUNTY

	* State	District	Campus	African American	Hispanic	White	American Indian	Asian	Pacific Islander	Two or More Races	Special Ed (Current)	Special Ed (Former)	Continuously Enrolled	Non-Continuously Enrolled	Econ Disadv	EB fEL (Current & Monitored)
Not Included in Accountability: Other Exclusions	0%	0%	1%	0%	1%	*	-	*	-	*	0%	*	0%	3%	1%	1%
Not Tested	13%															





Texas Education Agency  
 2021-22 Attendance, Graduation, and Dropout Rates (TAPR)  
 WALNUT CREEK EL (227901141) - AUSTIN ISD - TRAVIS COUNTY

	State	District	Campus	African American	Hispanic	White	American Indian	Asian	Pacific Islander	Two or More Races	Special Ed		

Texas Education Agency  
 2021-22 Graduation Profile (TAPR)  
 WALNUT CREEK EL (227901141) - AUSTIN ISD - TRAVIS COUNTY

	Campus Count	Campus Percent	District Count	State Count
Graduates(2020-21 Annual Graduates)				
Total Graduates	-	-	4,515	358,842
<b>By Ethnicity:</b>				
African American	-	-	317	44,018
Hispanic	-	-	2,313	





There is no data for this campus.

Texas Education Agency  
2021-22 CCMR-Related Indicators (TAPR)  
WALNUT CREEK EL (227901141) - AUSTIN ISD - TRAVIS COUNTY

There is no data for this campus.

Texas Education Agency  
2021-22 Other Postsecondary Indicators (TAPR)  
WALNUT CREEK EL (227901141) - AUSTIN ISD - TRAVIS COUNTY

There is no data for this campus.





Texas Education Agency  
2021-22 Student Information (TAPR)  
WALNUT CREEK EL (227901141) - AUSTIN ISD - TRAVIS COUNTY

Student Information	--Non-Special Education Rates--			---Special Education Rates---		
	Campus	District	State	Campus	District	State
Retention Rates by Grade:						
Kindergarten	0.0%	0.7%	1.9%	0.0%	2.6%	5.2%
Grade 1	1.3%	0.7%	2.9%	0.0%	1.3%	4.2%
Grade 2	1.4%	0.5%	1.7%	11.1%	1.6%	2.2%
Grade 3	0.0%	0.5%	1.0%	0.0%	0.3%	1.0%
Grade 4	0.0%	0.1%	0.7%	0.0%	0.5%	0.7%
Grade 5	1.6%	0.1%	0.5%	0.0%	0.9%	0.7%
Grade 6	-	0.2%	0.6%	-	0.4%	0.6%
Grade 7	-	0.2%	0.7%	-	0.2%	0.7%
Grade 8	-	0.2%	0.6%	-	0.4%	0.8%
Grade 9	-	5.4%	10.5%	-	7.1%	14.1%

Class Size Averages by Grade and Subject  
(Derived from teacher responsibility records):

Class Size Information	Campus	District	State
Elementary:			
Kindergarten	2.0	17.5	18.7
Grade 1	2.0	16.9	18.7
Grade 2	15.3	15.7	18.6
Grade 3	1.6	15.1	18.7
Grade 4	12.6	15.7	18.8
Grade 5	3.0	18.0	20.2
Grade 6	-	17.7	19.2
Secondary:			
English/Language Arts	-	15.9	16.3
Foreign Languages	-	18.0	18.4
Mathematics	-	17.5	17.5
Science	-	19.3	18.5
Social Studies	-	18.7	19.1



Texas Education Agency  
 2021-22 Staff Information (TAPR)  
 WALNUT CREEK EL (227901141) - AUSTIN ISD - TRAVIS COUNTY

	----- Campus -----			
Staff Information	Count/Average	Percent	District	State
Over 30 Years Experience	0.2	0.5%	3.2%	2.9%
Number of Students per Teacher	14.2	n/a	13.8	14.6

Staff Information	Campus	District	State
Experience of Campus Leadership:			
Average Years Experience of Principals	10.0	6.6	6.3
Average Years Experience of Principals with District	10.0	6.2	5.4
Average Years Experience of Assistant Principals	5.0	5.5	5.5
Average Years Experience of Assistant Principals with District	4.0	5.0	4.8
Average Years Experience of Teachers:	8.8	10.4	11.1
Average Years Experience of Teachers with District:			



Texas Education Agency  
2021-22 Staff Information (TAPR)

--	--	--	--	--