

2020-21 Texas Academic Performance Report (TAPR)

District Name: AUSTIN ISD

Campus Name: PATTON EL

Campus Number: 227901143

2021 Accountability Rating: Not Rated: Declared State of Disaster



This page is intentionally blank.



Texas Education Agency
2020-21 STAAR Performance (TAPR)
PATTON EL (227901143) - AUSTIN ISD - TRAVIS COUNTY

Due to the cancellation of spring 2020 STAAR, 2021 and 2019 STAAR data are shown.





Texas Education Agency
2020-21 STAAR Performance (TAPR)
PATTON EL (227901143) - AUSTIN ISD - TRAVIS COUNTY

Texas Education Agency
2020-21 Bilingual Education/English as a Second Language (Current EB Students/EL) (TAPR)
PATTON EL (227901143) - AUSTIN ISD - TRAVIS COUNTY

Due to the cancellation of spring 2020 STAAR, 2021 and 2019 STAAR data are shown.

- * Indicates results are masked due to small numbers to protect student confidentiality.
- Indicates there are no students in the group.
- Blank cell indicates there are no data available in the group.

Texas Education Agency
2020-21 STAAR Participation (TAPR)
PATTON EL (227901143) - AUSTIN ISD - TRAVIS COUNTY

Due to the cancellation of spring 2020 STAAR, 2021 and 2019 STAAR data are shown.

	State	District	Campus	African American	Hispanic	White	American Indian	Asian	Pacific Islander	Two or More Races	Special Ed (Current)	Special Ed (Former)	Continuously Enrolled	Non-Continuously Enrolled	Econ Disadv	EB/EL (Current & Monitored)
2021 STAAR Participation (All Grades)																
All Tests																
Assessment Participant	88%	62%	74%	61%	71%	75%	100%	78%	-	73%	72%	88%	73%	77%	65%	80%
Included in Accountability	83%	58%	70%	53%	69%	72%	100%	71%	-	73%	66%	88%	72%	62%	59%	78%
Not Included in Accountability: Mobile	3%	2%	4%	8%	2%	4%	0%	7%	-	0%	7%	0%	1%	15%	6%	2%
Not Included in Accountability: Other Exclusions	1%	2%	0%	0%	0%	0%	0%	0%	-	0%	0%	0%	0%	0%	0%	0%
Not Tested	12%	38%	26%	39%	29%	25%	0%	22%	-	27%	28%	13%	27%	23%	35%	20%
Absent	2%	3%	6%	26%	8%	4%	0%	7%	-	2%	7%	0%	6%	7%	13%	5%
Other	10%	35%	20%	13%	21%	21%	0%	15%	-	24%	21%	13%	21%	16%	22%	16%
2019 STAAR Participation (All Grades)																
All Tests																
Assessment Participant	99%	99%	100%	98%	100%	99%	* 100%	-	100%	98%	100%	100%	99%	99%	99%	100%
Included in Accountability	94%	93%	95%	81%	98%	98%	* 79%	-	97%	96%	100%	98%	86%	91%	88%	
Not Included in Accountability: Mobile	4%	4%	4%	17%	2%	2%	* 14%	-	3%	3%	0%	2%	11%	8%	6%	
Not Included in Accountability: Other Exclusions	1%	2%	1%	0%	0%	0%	* 7%	-	0%	0%	0%	0%	3%	0%	6%	
Not Tested	1%	1%	0%	2%	0%	1%	* 0%	-	0%	2%	0%	0%	1%	1%	0%	
Absent	1%	1%	0%	2%	0%	1%	* 0%	-	0%	2%	0%	0%	1%	1%	0%	
Other	0%	0%	0%	0%	0%	0%	* 0%	-	0%	0%	0%	0%				

Texas Education Agency
 2020-21 Attendance, Graduation, and Dropout Rates (TAPR)
 PATTON EL (227901143) - AUSTIN ISD - TRAVIS COUNTY

	State	District	Campus	African American	Hispanic	White	American Indian	Asian	Pacific Islander	Two or More Races	Special Ed	Econ Disadv	EB/EL
Attendance Rate													
2019-20	98.3%	98.3%	99.1%	96.7%	99.2%	99.4%	* 99.0%	-	99.1%	98.8%	98.3%	98.9%	
2018-19	95.4%	95.0%	96.1%	91.9%	95.9%	96.5%	* 96.9%	*	95.7%	93.7%	94.2%	97.2%	
Chronic Absenteeism													
2019-20	6.7%	8.9%	3.6%	16.1%	1.4%	2.7%	* 6.4%	-	4.5%	5.5%	8.6%	5.1%	
2018-19	11.4%	13.2%	6.1%	25.6%	6.4%	4.4%	* 1.1%	*	10.9%	17.2%	16.8%	0.9%	
Annual Dropout Rate (Gr 7-8)													
2019-20	0.5%	0.5%	-	-	-	-	-	-	-	-	-	-	
2018-19	0.4%	0.2%	-	-	-	-	-	-	-	-	-	-	
Annual Dropout Rate (Gr 9-12)													
2019-20	1.6%	0.7%	-	-	-	-	-	-	-	-	-	-	
2018-19	1.9%	0.8%	-	-	-	-	-	-	-	-	-	-	

There is no data for this campus.




Texas Education Agency
2020-21 CCMR-Related Indicators (TAPR)
PATTON EL (227901143) - AUSTIN ISD - TRAVIS COUNTY

There is no data for this campus.



Texas Education Agency
 2020-21 Student Information (TAPR)
 PATTON EL (227901143) - AUSTIN ISD - TRAVIS COUNTY

Student Information	Membership				Enrollment			
	Campus		District	State	Campus		District	State
	Count	Percent			Count	Percent		
Total Students	816	100.0%	74,725	5,359,040	817	100.0%	74,871	5,371,586
Students by Grade:								
Early Childhood Education	2	0.2%	0.2%	0.3%	3	0.4%	0.2%	0.4%
Pre-Kindergarten	78	9.6%	4.5%	3.7%	78	9.5%	4.5%	3.7%



Texas Education Agency
 2020-21 Student Information (TAPR)
 PATTON EL (227901143) - AUSTIN ISD - TRAVIS COUNTY

Student Information	--Non-Special Education Rates--			---Special Education Rates---		
	Campus	District	State	Campus	District	State

Texas Education Agency
2020-21 Staff Information (TAPR)
PATTON EL (227901143) - AUSTIN ISD - TRAVIS COUNTY

Staff Information	----- Campus -----			
	Count/Average	Percent	District	State
Total Staff	81.0	100.0%	100.0%	100.0%
Professional Staff:	67.0	82.7%	64.7%	64.3%
Teachers	62.0	76.5%	50.3%	49.6%
Professional Support	3.0	3.7%	10.9%	10.6%
Campus Administration (School Leadership)	2.0	2.5%	3.0%	3.0%
Educational Aides:	14.0	17.3%	9.3%	10.6%
Librarians and Counselors (Headcount):				
Full-time Librarians	1.0	n/a	97.0	4,290.0
Part-time Librarians	0.0	n/a	12.0	582.0
Full-time Counselors	2.0	n/a	212.0	13,211.0
Part-time Counselors	0.0	n/a	11.0	1,126.0
Total Minority Staff:	20.8	25.7%	56.7%	51.5%
Teachers by Ethnicity:				
African American	0.0	0.0%	5.9%	11.1%
Hispanic	9.9	16.0%	33.4%	28.4%
White	47.1	76.0%	56.3%	56.9%
American Indian	0.0	0.0%	0.3%	0.3%
Asian	2.9	4.7%	2.6%	1.8%
Pacific Islander	0.0	0.0%	0.1%	0.2%
Two or More Races	2.0	3.2%	1.3%	1.2%
Teachers by Sex:				
Males	8.1	13.1%	25.6%	23.8%
Females	53.9	86.9%	74.4%	76.2%
Teachers by Highest Degree Held:				
No Degree	0.0	0.0%	0.8%	1.2%
Bachelors	46.1	74.3%	68.8%	73.0%
Masters	15.9	25.7%	29.6%	25.0%
Doctorate	0.0	0.0%	0.7%	0.7%
Teachers by Years of Experience:				
Beginning Teachers	3.0	4.8%	6.3%	6.7%
1-5 Years Experience	14.9	24.1%	30.0%	27.8%
6-10 Years Experience	16.8	27.1%	21.3%	20.3%
11-20 Years Experience	16.3	26.3%	26.9%	29.1%
21-30 Years Experience	10.0	16.1%	12.3%	13.0%
Over 30 Years Experience	1.0	1.6%	3.3%	3.1%

Texas Education Agency
2020-21 Staff Information (TAPR)
PATTON EL (227901143) - AUSTIN ISD - TRAVIS COUNTY

Texas Education Agency
2020-21 Staff Information (TAPR)
PATTON EL (227901143) - AUSTIN ISD - TRAVIS COUNTY

- Indicates there are no students in the group.
- * Indicates results are masked due to small numbers to protect student confidentiality.
- ** When only one student disability or assessment group is masked, then the second smallest student disability or assessment group is masked regardless of size.
- n/a Indicates data reporting is not applicable for this group.
- ? Indicates that the data for this item were statistically improbable or were reported outside a reasonable range.

Link to: [PEIMS Financial Standard Reports 2019-20 Financial Actual Report](#)
(To open link in a new window, press the "Ctrl" key and click on the link.)