

For grades 3-8, the 2011-12 assessment results are based on the State of Texas Assessments of Academic Readiness (STAAR) results

Special formats ('*', >99%, <1%, 'n/a') are used in order to comply with the Family Educational Rights and Privacy Act (FERPA).

Questions regarding Part I of the NCLB Report Card should be directed to the Division of Performance Reporting. Contact us at (512) 463-9704 or performance.reporting@tea.state.tx.us.

Texas 2012 NCLB Report Card

Part I - Campus Level: Student Performance for Each District and Campus Compared to the State, Percent of Students Tested, Student Achievement by Proficiency Level, 2010-11, 2011-12*

February 1, 2013

For BARRINGTON EL (227901149) AUSTIN ISD

Portions of the NCLB Report Card (Part I, Part II, etc. or prior year information) may not appear when data are not reported.

* Asian, Pacific Islander and Two or More Races are not available for indicators that use the former race/ethnicity definitions. See the Texas NCLB Glossary for details.

Student Achievement results are rounded to the nearest whole percent.

For grades 3-8, the 2011-12 assessment results are based on the State of Texas Assessments of Academic Readiness (STAAR) results at the TAKS-equivalency standard that was developed using the STAAR Bridge Study, including required changes due to the transition to the new assessment program. The 2010-11 assessment results are based on the Texas Assessment of Knowledge and Skills (TAKS) results at the Met Standard level.

Special formats ('*', >99%, <1%, 'n/a') are used in order to comply with the Family Educational Rights and Privacy Act (FERPA).



Questions regarding Part I of the NCLB Report Card should be directed to the Division of Performance Reporting. Contact us at (512) 463-9704 or performance.reporting@tea.state.tx.us.

Texas 2012 NCLB Report Card

Part I - Campus Level: Student Performance for Each District and Campus Compared to the State, Percent of Students Tested, Student Achievement by Proficiency Level, 2010-11, 2011-12*

February 1, 2013


For BARRINGTON EL (227901149) AUSTIN ISD



* Asian, Pacific Islander and Two or More Races are not available for indicators that use the former race/ethnicity definitions. See the Texas NCLB Glossary for details.

Student Achievement results are rounded to the nearest whole percent.

For grades 3-8, the 2011-12 assessment results are based on the State of Texas Assessments of Academic Readiness (STAAR) results at the TAKS-equivalency standard that was developed using the STAAR Bridge Study, including required changes due to the



For grades 3-8, the 2011-12 assessment results are based on the State of Texas Assessments of Academic Readiness (STAAR) results

Special formats ('*', >99%, <1%, 'n/a') are used in order to comply with the Family Educational Rights and Privacy Act (FERPA).

Questions regarding Part I of the NCLB Report Card should be directed to the Division of Performance Reporting. Contact us at (512) 463-9704 or performance.reporting@tea.state.tx.us.

Texas 2012 NCLB Report Card

Part I - Campus Level: Student Performance for Each District and Campus Compared to the State, Percent of Students Tested, Student Achievement by Proficiency Level, 2010-11, 2011-12*

February 1, 2013

For BARRINGTON EL (227901149) AUSTIN ISD

--	--	--

Portions of the NCLB Report Card (Part I, Part II, etc. or prior year information) may not appear when data are not reported.

* Asian, Pacific Islander and Two or More Races are not available for indicators that use the former race/ethnicity definitions. See the Texas NCLB Glossary for details.

Student Achievement results are rounded to the nearest whole percent.

For grades 3-8, the 2011-12 assessment results are based on the State of Texas Assessments of Academic Readiness (STAAR) results at the TAKS-equivalency standard that was developed using the STAAR Bridge Study, including required changes due to the transition to the new assessment program. The 2010-11 assessment results are based on the Texas Assessment of Knowledge and Skills (TAKS) results at the Met Standard level.

Special formats ('*', >99%, <1%, 'n/a') are used in order to comply with the Family Educational Rights and Privacy Act (FERPA).

Questions regarding Part I of the NCLB Report Card should be directed to the Division of Performance Reporting. Contact us at (512) 463-9704 or performance.reporting@tea.state.tx.us.



Texas 2012 NCLB Report Card

Part I - Campus Level: Student Performance for Each District and Campus Compared to the State, Percent of Students Tested, Student Achievement by Proficiency Level, 2010-11, 2011-12*

February 1, 2013

For BARRINGTON EL (227901149) AUSTIN ISD

Portions of the NCLB Report Card (Part I, Part II, etc. or prior year information) may not appear when data are not reported.

* Asian, Pacific Islander and Two or More Races are not available for indicators that use the former race/ethnicity definitions. See the Texas NCLB Glossary for details.

Student Achievement results are rounded to the nearest whole percent.

For grades 3-8, the 2011-12 assessment results are based on the State of Texas Assessments of Academic Readiness (STAAR) results at the TAKS-equivalency standard that was developed using the STAAR Bridge Study, including required changes due to the transition to the new assessment program. The 2010-11 assessment results are based on the Texas Assessment of Knowledge and Skills (TAKS) results at the Met Standard level.

Special formats ('*', >99%, <1%, 'n/a') are used in order to comply with the Family Educational Rights and Privacy Act (FERPA).

Questions regarding Part I of the NCLB Report Card should be directed to the Division of Performance Reporting. Contact us at (512) 463-9704 or performance.reporting@tea.state.tx.us.

Texas 2012 NCLB Report Card

Part I - Campus Level: Student Performance for Each District and Campus Compared to the State, Percent of Students Tested, Student Achievement by Proficiency Level, 2010-11, 2011-12*

Portions of the NCLB Report Card (Part I, Part II, etc. or prior year information) may not appear when data are not reported.

* Asian, Pacific Islander and Two or More Races are not available for indicators that use the former race/ethnicity definitions. See the Texas NCLB Glossary for details.

Student Achievement results are rounded to the nearest whole percent.

For grades 3-8, the 2011-12 assessment results are based on the State of Texas Assessments of Academic Readiness (STAAR) results at the TAKS-equivalency standard that was developed using the STAAR Bridge Study, including required changes due to the transition to the new assessment program. The 2010-11 assessment results are based on the Texas Assessment of Knowledge and Skills (TAKS) results at the Met Standard level.

Special formats ('*', >99%, <1%, 'n/a') are used in order to comply with the Family Educational Rights and Privacy Act (FERPA).

Questions regarding Part I of the NCLB Report Card should be directed to the Division of Performance Reporting. Contact us at (512) 463-9704 or performance.reporting@tea.state.tx.us.

Texas 2012 NCLB Report Card

Part I - Campus Level: Student Performance for Each District and Campus Compared to the State, Percent of Students Tested, Student Achievement by Proficiency Level, 2010-11, 2011-12*

February 1, 2013

For BARRINGTON EL (227901149) AUSTIN ISD

Portions of the NCLB Report Card (Part I, Part II, etc. or prior year information) may not appear when data are not reported.

* Asian, Pacific Islander and Two or More Races are not available for indicators that use the former race/ethnicity definitions. See the Texas NCLB Glossary for details.

Student Achievement results are rounded to the nearest whole percent.

For grades 3-8, the 2011-12 assessment results are based on the State of Texas Assessments of Academic Readiness (STAAR) results at the TAKS-equivalency standard that was developed using the STAAR Bridge Study, including required changes due to the transition to the new assessment program. The 2010-11 assessment results are based on the Texas Assessment of Knowledge and Skills (TAKS) results at the Met Standard level.

Special formats ('*', >99%, <1%, 'n/a') are used in order to comply with the Family Educational Rights and Privacy Act (FERPA).

Questions regarding Part I of the NCLB Report Card should be directed to the Division of Performance Reporting. Contact us at (512) 463-9704 or performance.reporting@tea.state.tx.us.

Texas 2012 NCLB Report Card

Part I - Campus Level: Student Performance for Each District and Campus Compared to the State, Percent of Students Tested, Student Achievement by Proficiency Level, 2010-11, 2011-12*

February 1, 2013

For BARRINGTON EL (227901149) AUSTIN ISD

Portions of the NCLB Report Card (Part I, Part II, etc. or prior year information) may not appear when data are not reported.

* Asian, Pacific Islander and Two or More Races are not available for indicators that use the former race/ethnicity definitions. See the Texas NCLB Glossary for details.

Student Achievement results are rounded to the nearest whole percent.

For grades 3-8, the 2011-12 assessment results are based on the State of Texas Assessments of Academic Readiness (STAAR) results at the TAKS-equivalency standard that was developed using the STAAR Bridge Study, including required changes due to the transition to the new assessment program. The 2010-11 assessment results are based on the Texas Assessment of Knowledge and Skills (TAKS) results at the Met Standard level.

Special formats ('*', >99%, <1%, 'n/a') are used in order to comply with the Family Educational Rights and Privacy Act (FERPA).

Questions regarding Part I of the NCLB Report Card should be directed to the Division of Performance Reporting. Contact us at (512) 463-9704 or performance.reporting@tea.state.tx.us.

Texas 2012 NCLB Report Card

Part I - Campus Level: Student Performance for Each District and Campus Compared to the State, Percent of Students Tested, Student Achievement by Proficiency Level, 2010-11, 2011-12*

February 1, 2013

For BARRINGTON EL (227901149) AUSTIN ISD

Portions of the NCLB Report Card (Part I, Part II, etc. or prior year information) may not appear when data are not reported.

* Asian, Pacific Islander and Two or More Races are not available for indicators that use the former race/ethnicity definitions. See the Texas NCLB Glossary for details.

Student Achievement results are rounded to the nearest whole percent.

For grades 3-8, the 2011-12 assessment results are based on the State of Texas Assessments of Academic Readiness (STAAR) results at the TAKS-equivalency standard that was developed using the STAAR Bridge Study, including required changes due to the transition to the new assessment program. The 2010-11 assessment results are based on the Texas Assessment of Knowledge and Skills (TAKS) results at the Met Standard level.

Special formats ('*', >99%, <1%, 'n/a') are used in order to comply with the Family Educational Rights and Privacy Act (FERPA).

Questions regarding Part I of the NCLB Report Card should be directed to the Division of Performance Reporting. Contact us at (512) 463-9704 or performance.reporting@tea.state.tx.us.

Texas 2012 NCLB Report Card

Portions of the NCLB Report Card (Part I, Part II, etc. or prior year information) may not appear when data are not reported.

* Asian, Pacific Islander and Two or More Races are not available for indicators that use the former race/ethnicity definitions. See the Texas NCLB Glossary for details.

Student Achievement results are rounded to the nearest whole percent.

For grades 3-8, the 2011-12 assessment results are based on the State of Texas Assessments of Academic Readiness (STAAR) results at the TAKS-equivalency standard that was developed using the STAAR Bridge Study, including required changes due to the transition to the new assessment program. The 2010-11 assessment results are based on the Texas Assessment of Knowledge and Skills (TAKS) results at the Met Standard level.

Special formats ('*', >99%, <1%, 'n/a') are used in order to comply with the Family Educational Rights and Privacy Act (FERPA).

Questions regarding Part I of the NCLB Report Card should be directed to the Division of Performance Reporting. Contact us at (512) 463-9704 or performance.reporting@tea.state.tx.us.

For grades 3-8, the 2011-12 assessment results are based on the State of Texas Assessments of Academic Readiness (STAAR) results

Special formats ('*', >99%, <1%, 'n/a') are used in order to comply with the Family Educational Rights and Privacy Act (FERPA).

Questions regarding Part I of the NCLB Report Card should be directed to the Division of Performance Reporting. Contact us at (512) 463-9704 or performance.reporting@tea.state.tx.us.

Texas 2012 NCLB Report Card

Part I - Campus Level: Student Performance for Each District and Campus Compared to the State, Percent of Students Tested, Student Achievement by Proficiency Level, 2010-11, 2011-12*

February 1, 2013

For BARRINGTON EL (227901149) AUSTIN ISD

Portions of the NCLB Report Card (Part I, Part II, etc. or prior year information) may not appear when data are not reported.

* Asian, Pacific Islander and Two or More Races are not available for indicators that use the former race/ethnicity definitions. See the Texas NCLB Glossary for details.

Student Achievement results are rounded to the nearest whole percent.

For grades 3-8, the 2011-12 assessment results are based on the State of Texas Assessments of Academic Readiness (STAAR) results at the TAKS-equivalency standard that was developed using the STAAR Bridge Study, including required changes due to the transition to the new assessment program. The 2010-11 assessment results are based on the Texas Assessment of Knowledge and Skills (TAKS) results at the Met Standard level.

Special formats ('*', '>99%', '<1%', 'n/a') are used in order to comply with the Family Educational Rights and Privacy Act (FERPA).

Questions regarding Part I of the NCLB Report Card should be directed to the Division of Performance Reporting. Contact us at (512) 463-9704 or performance.reporting@tea.state.tx.us.

Texas 2012 NCLB Report Card

Part I - Campus Level: Student Performance for Each District and Campus Compared to the State, Percent of Students Tested, Student Achievement by Proficiency Level, 2010-11, 2011-12*

February 1, 2013

For BARRINGTON EL (227901149) AUSTIN ISD

Portions of the NCLB Report Card (Part I, Part II, etc. or prior year information) may not appear when data are not reported.

* Asian, Pacific Islander and Two or More Races are not available for indicators that use the former race/ethnicity definitions. See the Texas NCLB Glossary for details.

Student Achievement results are rounded to the nearest whole percent.

For grades 3-8, the 2011-12 assessment results are based on the State of Texas Assessments of Academic Readiness (STAAR) results at the TAKS-equivalency standard that was developed using the STAAR Bridge Study, including required changes due to the transition to the new assessment program. The 2010-11 assessment results are based on the Texas Assessment of Knowledge and Skills (TAKS) results at the Met Standard level.

Special formats ('*', >99%, <1%, 'n/a') are used in order to comply with the Family Educational Rights and Privacy Act (FERPA).

Questions regarding Part I of the NCLB Report Card should be directed to the Division of Performance Reporting. Contact us at (512) 463-9704 or performance.reporting@tea.state.tx.us.

Texas 2012 NCLB Report Card

Part I - Campus Level: Student Performance for Each District and Campus Compared to the State, Percent of Students Tested, Student Achievement by Proficiency Level, 2010-11, 2011-12*

February 1, 2013

For BARRINGTON EL (227901149) AUSTIN ISD

--	--

Portions of the NCLB Report Card (Part I, Part II, etc. or prior year information) may not appear when data are not reported.

* Asian, Pacific Islander and Two or More Races are not available for indicators that use the former race/ethnicity definitions. See the Texas NCLB Glossary for details.

Student Achievement results are rounded to the nearest whole percent.

For grades 3-8, the 2011-12 assessment results are based on the State of Texas Assessments of Academic Readiness (STAAR) results at the TAKS-equivalency standard that was developed using the STAAR Bridge Study, including required changes due to the transition to the new assessment program. The 2010-11 assessment results are based on the Texas Assessment of Knowledge and Skills (TAKS) results at the Met Standard level.

Special formats ('*', '>99%', '<1%', 'n/a') are used in order to comply with the Family Educational Rights and Privacy Act (FERPA).

Questions regarding Part I of the NCLB Report Card should be directed to the Division of Performance Reporting. Contact us at (512) 463-9704 or performance.reporting@tea.state.tx.us.

For BARRINGTON EL (227901149) AUSTIN ISD

Portions of the NCLB Report Card (Part I, Part II, etc. or prior year information) may not appear when data are not reported.

* Asian, Pacific Islander and Two or More Races are not available for indicators that use the former race/ethnicity definitions. See the Texas NCLB Glossary for details.

Student Achievement results are rounded to the nearest whole percent. Additional Academic Indicators (Graduation and Attendance Rate) are rounded to the nearest one-tenth of a percent (one decimal place).

Special formats ('*', >99%, <1%, 'n/a') are used in order to comply with the Family Educational Rights and Privacy Act (FERPA).

Questions regarding Part II a. of the NCLB Report Card should be directed to the Division of Performance Reporting. Contact us at (512) 463-9704 or performance.reporting@tea.state.tx.us.

Texas 2012 NCLB Report Card

Part II a. - Campus Level: Comparison Between Student Achievement and the State Academic Expectations as Measured by Adequate Yearly Progress (AYP)*

February 1, 2013

For BARRINGTON EL (227901149) AUSTIN ISD

Portions of the NCLB Report Card (Part I, Part II, etc. or prior year information) may not appear when data are not reported.

* Asian, Pacific Islander and Two or More Races are not available for indicators that use the former race/ethnicity definitions. See the Texas NCLB Glossary for details.

Student Achievement results are rounded to the nearest whole percent. Additional Academic Indicators (Graduation and Attendance Rate) are rounded to the nearest one-tenth of a percent (one decimal place).

Special formats ('*', '>99%', '<1%', 'n/a') are used in order to comply with the Family Educational Rights and Privacy Act (FERPA).

Questions regarding Part II a. of the NCLB Report Card should be directed to the Division of Performance Reporting. Contact us at (512) 463-9704 or performance.reporting@tea.state.tx.us.

Texas 2012 NCLB Report Card

Part II a. - Campus Level: Comparison Between Student Achievement and the State Academic Expectations as Measured by Adequate Yearly Progress (AYP)*

February 1, 2013

For BARRINGTON EL (227901149) AUSTIN ISD

Portions of the NCLB Report Card (Part I, Part II, etc. or prior year information) may not appear when data are not reported.

* Asian, Pacific Islander and Two or More Races are not available for indicators that use the former race/ethnicity definitions. See the Texas NCLB Glossary for details.

Student Achievement results are rounded to the nearest whole percent. Additional Academic Indicators (Graduation and Attendance Rate) are rounded to the nearest one-tenth of a percent (one decimal place).

Special formats ('*', '>99%', '<1%', 'n/a') are used in order to comply with the Family Educational Rights and Privacy Act (FERPA).

Questions regarding Part II a. of the NCLB Report Card should be directed to the Division of Performance Reporting. Contact us at (512) 463-9704 or performance.reporting@tea.state.tx.us.

Texas 2012 NCLB Report Card

Part II a. - Campus Level: Comparison Between Student Achievement and the State Academic Expectations as Measured by Adequate Yearly Progress (AYP)*

February 1, 2013

For BARRINGTON EL (227901149) AUSTIN ISD

Portions of the NCLB Report Card (Part I, Part II, etc. or prior year information) may not appear when data are not reported.

* Asian, Pacific Islander and Two or More Races are not available for indicators that use the former race/ethnicity definitions. See the Texas NCLB Glossary for details.

Student Achievement results are rounded to the nearest whole percent. Additional Academic Indicators (Graduation and Attendance Rate) are rounded to the nearest one-tenth of a percent (one decimal place).

Special formats ('*', '>99%', '<1%', 'n/a') are used in order to comply with the Family Educational Rights and Privacy Act (FERPA).

Questions regarding Part II a. of the NCLB Report Card should be directed to the Division of Performance Reporting. Contact us at (512) 463-9704 or performance.reporting@tea.state.tx.us.

Texas 2012 NCLB Report Card

Part III - Campus Level: Information on Adequate Yearly Progress (AYP) and School Improvement Program (SIP) for Districts and Campuses receiving performance reporting information.

Portions of the NCLB Report Card (Part I, Part II, etc. or prior year information) may not appear when data are not reported.

'n/a' indicates the district or school does not receive Title I, Part A funds.

Questions regarding Part III of the NCLB Report Card should be directed to the Division of Performance Reporting. Contact us at (512) 463-9704 or performance.reporting@tea.state.tx.us.

Texas 2012 NCLB Report Card
Part IV b. - Campus Level: Percent of Public Elementary and Secondary Teachers With
Emergency/Provisional Credentials

February 1, 2013

For BARRINGTON EL (227901149) AUSTIN ISD

Portions of the NCLB Report Card (Part I, Part II, etc. or prior year information) may not appear when data are not reported.

Percent of Teachers are rounded to the nearest one-hundredth of a percent (two decimal places).

A dash (-) indicates data are not reported; 'n/a' indicates that the data are not available or applicable.

Questions regarding Part IV b. of the NCLB Report Card should be directed to the Division of Educator Standards & Certification, Fingerprinting. Contact us at (512) 936-9831 or espi@tea.state.tx.us.

For BARRINGTON EL (227901149) AUSTIN ISD

Portions of the NCLB Report Card (Part I, Part II, etc. or prior year information) may not appear when data are not reported.

Percent of Classes are rounded to the nearest one-hundredth of a percent (two decimal places).

A dash (-) indicates data are not reported; 'n/a' indicates that the data are not available or applicable.

Questions regarding Part IV c. of the NCLB Report Card should be directed to the Division of Educator Standards & Certification, Fingerprinting. Contact us at (512) 936-9831 or espi@tea.state.tx.us.